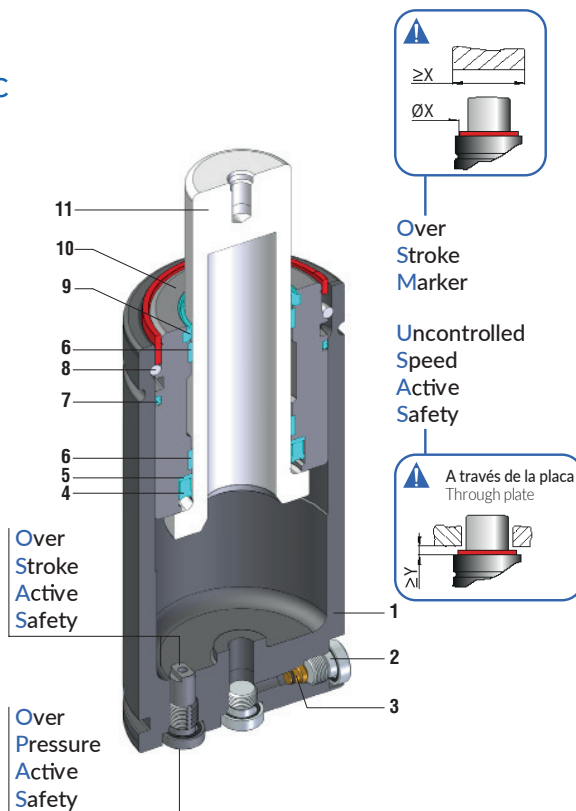







CILINDRO SC GAS SPRING SC

STOCK



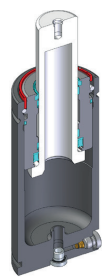
Standard: ISO, VDI

Model	Body Ø	Stroke Cu	Initial force F0	 OSAS	 USAS	 OPAS	 SKUDO	 SW (optional)
	mm	mm	daN					
SC 150	32	10 125	170	•	•	•	-	•
SC 250	38	10 125	260	•	•	•	-	•
SCF 250	M38 X 1,5	10 125	260	•	•	•	-	•
SC 500	45	10 125	470	•	•	•	-	•
SC 750	50	13 125	740	•	•	•	-	•
SC 1500	75	13 125	1530	•	•	•	-	•
SC 3000	95	13 125	2945	•	•	•	-	•
SC 5000	120	25 125	4980	•	•	•	-	•
SC 7500	150	25 125	7540	•	•	•	-	•
SC10000	195	25 125	10600	•	•	•	-	•

1	Cuerpo / Body
2	Válvula / Valve
3	Tapón / Plug
4	Retén / Rod seal
5	Anillo antiextrusión / Back-up ring
6	Anillo guía / Guide ring
7	Anillo dual / Dual ring seal
8	Anillo de retención / Retaining ring
9	Rascador / Rod wiper
10	Casquillo / Bush
11	Vástago (niturado) / Rod (nitrited super finished)

CILINDRO SC
GAS SPRING SC

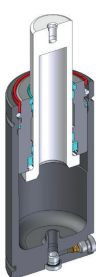
Available versions



Standard code



GAS SPRING



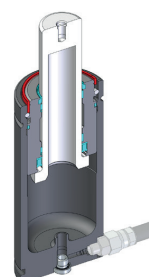
Standard code + W



GAS SPRING
+
Secondary wiper



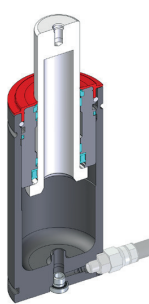
See p. Ct163



Standard code + N



Linkable
See p. Ct157



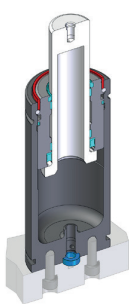
Standard code + N-W



Linkable
+
Secondary wiper



See p. Ct157



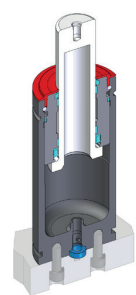
Standard code + E



Easy Manifold



See p. Ct158



Standard code + E-W



Easy Manifold
+
Secondary wiper



See p. Ct158 + Ct163

CILINDRO SC 5000 GAS SPRING SC 5000



SW

Active safety



OSAS



USAS

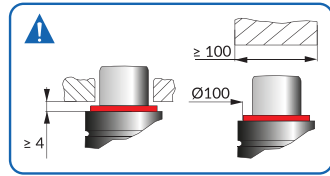


OPAS

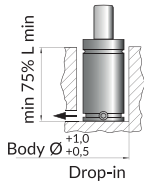
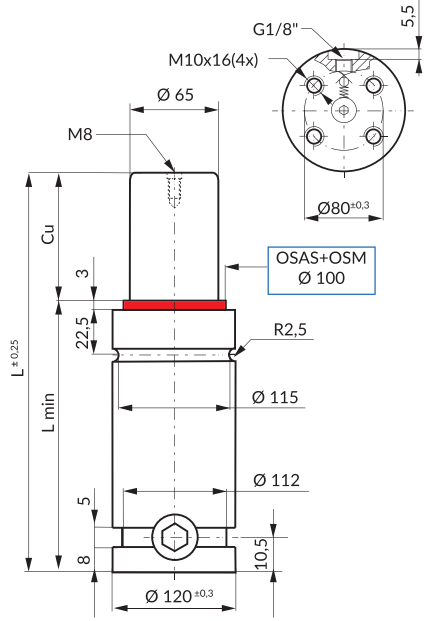
* F₁ =
Isothermal end
force at 100% Cu

* F_{1p} =
Polytrophic end
force at 100% Cu

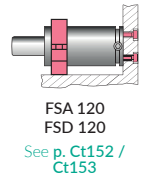
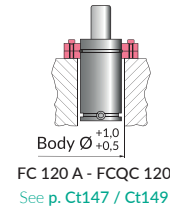
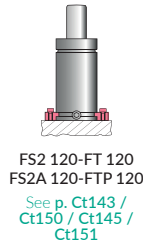
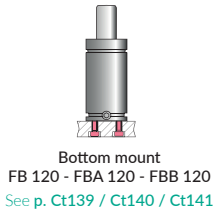
OSAS + OSM = OVER STROKE + OVER STROKE MARKER ACTIVE SAVETY



Assembly recommendation



Drop-in



Standard: ISO 11901-1, VDI 3003

		ΔP ± 0,33 % / °C	P max 150 bar	P min 20 bar	S 33,18 cm ²	SPM ~15 -50 (at 20°)	Max Speed 1,8 m/s	Maintenance kit 39BMSOC3000E
--	--	-----------------------------	------------------	-----------------	----------------------------	----------------------------	----------------------	---------------------------------

Code	Cu	L	L min	FO Initial force	F ₁ End force*	F _{1p} End force*	V0	
	mm	mm	mm	daN	daN	daN	cm ³	
SC 5000 025	25	190	165	4980 ± 5%	6344	7189	450	10,94
SC 5000 038	38	216	178		6688	7712	574	11,46
SC 5000 050	50	240	190		6914	8059	688	11,94
SC 5000 063	63,5	267	203,5		7102	8352	816	12,56
SC 5000 075	75	290	215		7226	8547	925	12,94
SC 5000 080	80	300	220		7273	8619	973	13,15
SC 5000 088	88	315	227		7354	8748	1044	13,39
SC 5000 100	100	340	240		7424	8858	1163	13,89
SC 5000 113	113	365	252		7514	9001	1282	14,40
SC 5000 125	125	390	265		7560	9074	1401	14,90
SC 5000 138	138	415	277		7627	9181	1520	15,40
SC 5000 150	150	440	290		7659	9232	1638	15,90
SC 5000 160	160	460	300		7691	9284	1733	16,30
SC 5000 175	175	490	315		7750	9379	1869	16,90
SC 5000 200	200	540	340		7809	9473	2107	17,91
SC 5000 225	225	590	365		7856	9549	2344	18,91
SC 5000 250	250	640	390	7894	9611	2582	19,91	
SC 5000 275	275	690	415	7927	9664	2820	20,92	
SC 5000 300	300	740	440	7954	9708	3057	21,92	

How to order: Code